

# High-Performance Panel Saw Blades



**NAPGLADU**

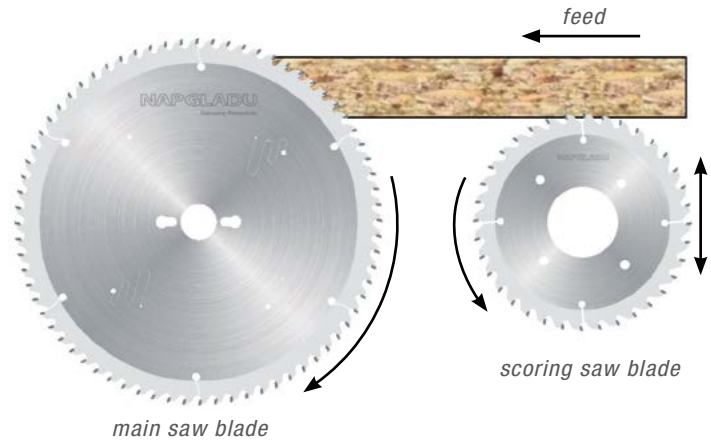
Delivering Productivity

# High-Performance Carbide Panel Saw Blades

Made specifically for high-powered panel saws cutting laminated or raw MDF, particleboard, plywood or similar materials. Use these blades to cut single or stacked sheets quickly and efficiently.

High grade carbide cutting tips provide longer tool life, improved cut quality and reduced cost-per-cut. Advanced triple chip ground (TCG) teeth with a positive hook angle also contribute to improved cutting efficiency.

These blades provide outstanding value for panel processing operations of all types. They are available for all popular panel saw machines and sliding table saws.



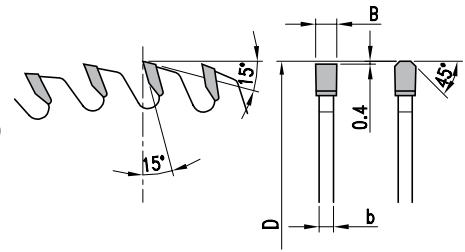
Select your machine and saw size from the tables below. If you have questions or your machine is not listed, contact your NAP GLADU representative for assistance.

## Features:

- High grade carbide teeth
- Triple chip grind geometry
- Resharpenable at your regional NAP GLADU service center

## Benefits

- Clean, smooth cuts & longer tool life!
- Reduced cutting pressures & heat buildup
- Protect your machine investment by restoring performance to highest levels



TCG improves cutting efficiency

## High-Performance Carbide Panel Saw Blades

Part No.	D	B	b	Bore	Teeth	Hook Angle	Mount - Qty/Dia/B.C.	Machine Make
441-9B00	300	4.4	3.0	30	60	15°	2/10/60	Panhans
441-9B01	300	4.4	3.2	65	60	15°	2/9/110	Selco
441-9B02	300	4.4	3.2	80	60	15°	2/14/110 + 4/9/100	SCM
441-9B03	300	4.4	3.0	30	72	15°	2/10/60	Panhans
441-9B04	300	4.4	3.2	75	72	15°		Tecmatic, Homag
441-9B05	300	4.4	3.2	75	96	15°		Homag CV
441-9B06	300	4.48	3.2	75	96	15°		Homag CV
441-9B07	320	4.4	3.2	50	60	15°	4/13/80	Giben
441-9B08	320	4.4	3.2	65	60	15°	2/9/110	Selco
441-9B09	320	4.4	3.2	80	60	15°	4/9/100 + 2/14/110	SCM
441-9B10	350	4.4	3.2	30	72	15°	2/10/60	Tecmatic, Panhans, Scherr
441-9B11	350	4.4	3.2	50	72	15°	4/13/80	Giben
441-9B12	350	4.4	3.2	60	72	15°	2/14/100	Holzma
441-9B13	350	4.4	3.2	75	72	15°		Giben
441-9B14	350	4.4	3.2	80	72	15°	4/9/100 + 2/9/110 + 2/14/110	Gabbiani
441-9B15	350	4.4	3.2	30	108	15°		Paoloni
441-9B16	355	4.4	3.2	30	72	15°	2/10/60	Panhans, SCM
441-9B17	355	4.4	3.2	75	72	15°	4/15/105	Giben
441-9B18	355	4.4	3.2	80	72	15°	4/9/100 + 2/9/110 + 2/14/110	Gabbiani
441-9B19	360	4.4	3.2	65	72	15°	2/9/110	Selco

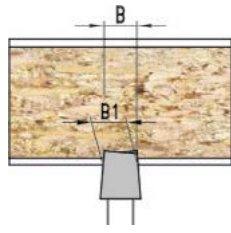
# High-Performance Carbide Panel Saw Blades

Part No.	D	B	b	Bore	Teeth	Hook Angle	Mount - Qty/Dia/B.C.	Machine Make
441-9B20	370	4.4	3.2	30	72	15°	2/10/60	Schelling
441-9B21	370	4.8	3.5	60	60	15°	2/14/100 + 2/14/125	Holzma
441-9B22	380	4.4	3.2	50	72	15°	4/13/80	Giben
441-9B23	380	4.8	3.5	60	72	15°	2/14/100 + 2/14/125	Holzma
441-9B24	380	4.6	3.2	80	72	15°	2/14/110	
441-9B25	380	4.4	3.2	60	72	15°	2/14/100 + 2/14/125	Holzma
441-9B26	380	4.4	3.2	80	72	15°	4/9/100 + 2/9/110 + 2/14/110	Gabbiani
441-9B27	400	4.4	3.2	30	72	15°	2/10/60	Scheer, Tecmatic
441-9B28	400	4.4	3.2	80	72	15°	4/19/120 + 2/9/130	Selco
441-9B29	400	4.4	3.2	75	72	15°	4/15/105	Giben, Euromac
441-9B30	400	4.4	3.2	80	72	15°	4/9/100 + 2/9/110 + 2/14/110	Gabbiani
441-9B31	420	4.4	3.2	50	72	15°	4/13/80	Giben2
441-9B32	420	4.4	3.2	80	72	15°	4/9/100 + 2/9/110 + 2/14/110	Gabbiani
441-9B33	420	4.8	3.5	60	72	15°	2/14/125	Holzma
441-9B34	430	4.4	3.2	75	72	15°	4/15/105	Giben
441-9B35	430	4.4	3.2	80	72	15°	4/19/120 + 2/9/130 + 2/14/110	Selco, Gabbiani
441-9B36	430	4.4	3.2	75	96	15°	4/15/105	Giben Prismatic
441-9B37	430	4.8	3.5	60	60	15°	2/14/125	Holzma
441-9B38	450	4.4	3.2	30	72	15°	2/10/60 + 2/14/125	
441-9B39	450	4.8	3.5	60	72	15°	2/17/100 + 2/14/125	Holzma
441-9B40	450	4.8	3.5	80	72	15°	4/19/120 + 2/9/130	Selco
441-9B41	450	4.4	3.2	80	72	15°	2/9/130 + 4/19/120 + 2/14/110	Selco, Gabbiani
441-9B42	460	4.4	3.2	30	72	15°	2/13/94	Schelling
441-9B43	470	4.4	3.2	75	72	15°	4/15/105	Giben
441-9B44	480	4.4	3.2	30	72	15°	2/13/94	Schelling
441-9B45	480	4.8	3.5	75	72	15°		Tecmatic, Giben
441-9B46	480	4.8	3.5	80	72	15°	4/19/120 + 2/9/130	Selco
441-9B47	480	4.8	3.5	30	72	15°	2/10/60	Schelling
441-9B48	480	4.8	3.5	60	72	15°	2/19/120	Holzma
441-9B49	500	4.8	3.5	60	72	15°	2/11/115	Holzma
441-9B50	520	4.8	3.5	60	72	15°	2/11/115 + 2/19/120	Holzma
441-9B51	520	4.4	3.2	30	72	15°	2/13/94	Schelling
441-9B52	550	5.5	3.8	40	60	15°	2/13/122	Schelling
441-9B53	565	5.2	3.5	100	72	15°		Giben Matic H150
441-9B54	570	4.8	3.5	60	60	15°		Holzma
441-9B55	600	5.8	4.0	60	72	15°	2/11/115 + 2/19/120	Holzma
441-9B56	620	6.2	4.0	40	70	15°	2/14/113	Schelling
441-9B57	670	6.2	4.2	40	72	15°	2/13/114 + 2/13/140	Schelling
441-9B58	720	6.5	4.5	40	60	15°	2/14/114 + 2/14/140	Schelling
441-9B59	730	6.2	4.2	60	60	15°	2/11/120 + 2/11/148	Holzma

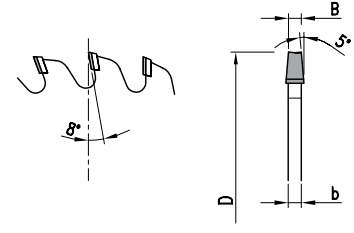
# High-Performance Carbide Scoring Blades



scoring blade



The width and depth of the score (B1) is obtained by adjusting the height of the scoring blade into the material. Increasing blade height increases score width and depth.



Part No.	D	B	b	Bore	Teeth	Hook Angle	Mount - Qty/Dia/B.C.	Machine Make
455-9A00	80	3.1-4.3	2.2	20	12	0°		
455-9A01	100	3.1-4.3	2.2	20	20	0°		Schelling
455-9A02	105	3.1-4.3	2.2	45	16	0°		Kraftlyne
455-9A03	120	3.1-4.3	2.2	20	24	0°		
455-9A04	120	3.1-4.3	2.2	22	24	0°		
455-9A05	120	3.1-4.3	2.2	30	24	0°		
455-9A06	125	3.1-4.3	2.2	20	24	0°		Panhans
455-9A07	125	3.1-4.3	2.2	20	24	0°	2/8/42	Frama
455-9A08	125	3.1-4.3	2.2	22	24	0°		Panhans
455-9A09	125	4.4-5.6	3.2	45	24	0°		Giben-Homag
455-9A10	125	4.4-5.6	3.2	20	24	0°		Gabbiani-SCM
450-9A00	150	4.4-5.6	3.2	20	24	8°		Schelling
450-9A01	150	4.4-5.6	3.2	30	24	8°		SCM
450-9A02	150	4.4-5.6	3.2	45	24	8°		Homag
450-9A03	160	4.4-5.6	3.2	45	36	8°	3/13/80	
450-9A04	160	4.4-5.6	3.2	55	36	8°	3/7/66	Gabbiani-SCM
450-9A05	180	4.4-5.6	3.0	30	28	8°	2/7/42 + 2/10/60	Panhans
450-9A06	180	4.8-5.8	3.5	45	36	8°		Holzma
450-9A07	180	4.4-5.6	3.2	50	42	8°	3/13/80	Giben
450-9A08	180	4.4-5.6	3.2	45	36	8°	3/13/80	Giben
450-9A09	180	4.4-5.6	3.2	45	36	8°		Holzma
450-9A10	200	4.4-5.6	3.2	20	36	8°	2/9/110 + 2/11/66	Schelling
450-9A11	200	4.4-5.6	3.2	30	36	8°	2/9/60	Scheer
450-9A12	200	4.8-5.8	3.5	45	36	8°		Holzma
450-9A13	200	4.8-5.8	3.5	65	36	8°	2/9/100 + 2/9/110	Selco
450-9A14	200	4.4-5.6	3.2	50	42	8°	3/13/80	Giben Smart 65
450-9A15	200	5.5-6.7	3.4	20	36	8°		Schelling
450-9A16	200	5.5-6.7	3.4	45	36	8°		Holzma
450-9A17	200	4.4-5.6	3.2	65	36	8°	2/9/100 + 2/9/110	Selco
450-9A18	200	4.4-5.6	3.2	80	36	8°	2/14/110	Gabbiani
450-9A19	200	5.8-6.8	3.5	45	36	8°		Holzma
450-9A20	200	6.2-7.2	4.0	45	36	8°		Holzma
450-9A21	215	4.4-5.6	3.2	50	42	8°	3/15/80	Giben
450-9A22	215	4.8-5.8	3.5	50	42	8°	3/15/80	Giben
450-9A23	220	6.5-7.4	4.5	20	36	8°		Schelling
450-9A24	250	4.4-5.6	3.2	50	42	8°	3/13/80	Giben 2
450-9A25	300	4.4-5.6	3.2	50	48	8°	3/15/80	Giben
450-9A26	300	4.4-5.6	3.2	65	48	8°	2/9/100 + 2/9/110	Selco EB
450-9A27	200	4.8-5.8	3.5	20	36	8°		Schelling